

Electronic Newsletter



51.8 Million

Mobile Subscriptions by the end of Q1 2015

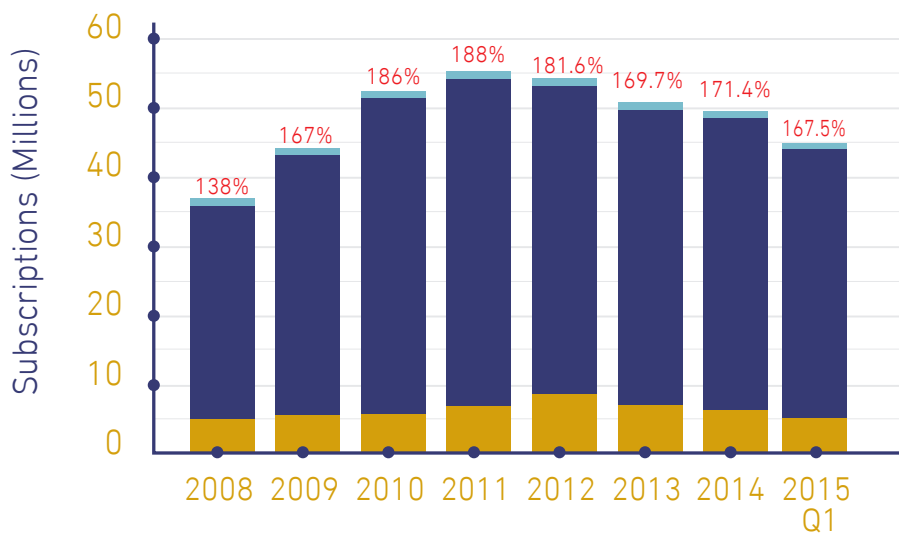
The total number of mobile subscriptions reached around 51.8 million by

the end of Q1 2015, with penetration rate of 167.5%. Prepaid subscriptions

constitute the majority (over 86.7%) of all mobile subscriptions.

Mobile Service Market Growth-Total Subscriptions

	2008	2009	2010	2011	2012	2013	2014	2015 Q1
Total Subscriptions	36	45	52	54	53	51	53	52
Pre-paid Subscriptions	30.5	38.7	45.3	47.1	45.7	43.9	45.9	44.9
Post-paid Subscriptions	5.5	6.1	6.3	6.6	7.3	6.9	6.8	6.9

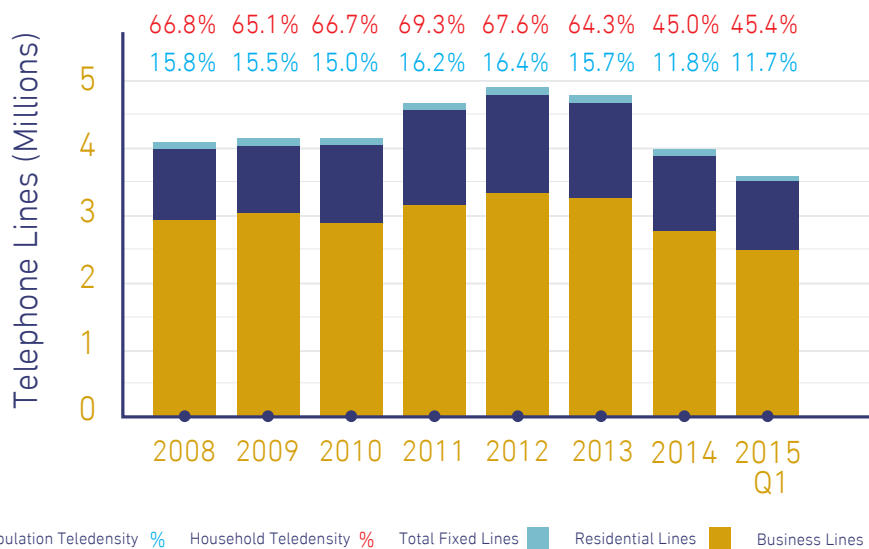


Mobile Penetration % Total Subscriptions Pre-paid Subscriptions Post-paid Subscriptions

Fixed telephone lines reached 3.6 million by the end of Q1 2015, of which around 2.6 million or 72.2% were residential lines. This represents a household teledensity of around 45.4 %, while the population teledensity is about 15.1%, taking to consideration the growth in the number of households.

Fixed Telephone Market Evolution

Total Fixed Lines	4.1	4.17	4.13	4.63	4.84	4.71	3.9	3.6
Business Lines	1.10	1.17	1.03	1.3	1.44	1.41	1.4	1
Residential Lines	3.0	3.0	3.1	3.3	3.4	3.3	2.5	2.6



Note: Population teledensity is calculated by dividing the total number of fixed lines by the total population, and household teledensity is calculated by dividing the total number of residential fixed lines by the total number of households.

35 Million

Broadband Subscriptions at the end of Q1 2015 in KSA

The total number of mobile broadband subscriptions continue to increase, and reached around 31.8 million by the end of Q1 2015, representing a population penetration rate of 102%. The mobile broadband market also continues to gain momentum in the Kingdom. The key reasons for this growth include strong competition, the healthy

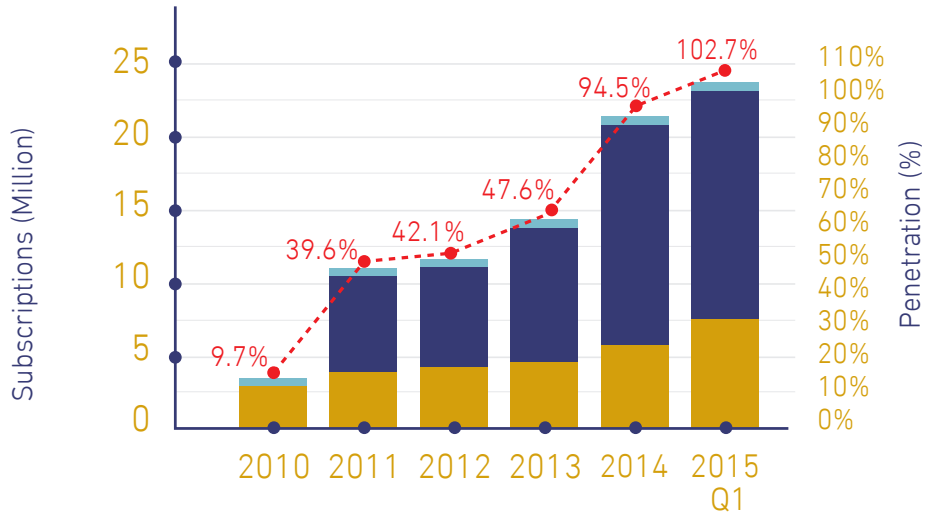
expansion in the use of smart phones, and the offering of various data packages by mobile operators suitable for different user segments. These have led to a dramatic rise in the number of users in recent years

Fixed broadband subscriptions including DSL, fixed wireless

(WiMax), FTTx and other fixed lines have grown to around 3.21 million subscriptions at the end of Q1 2015. The Fixed broadband penetration rate stands at about 45.3% of households

Total Mobile Broadband Subscriptions

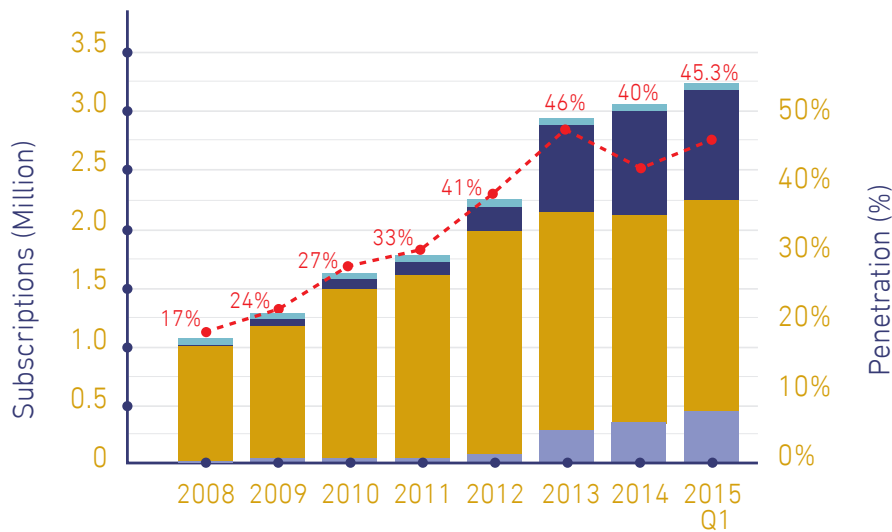
Standard Mobile Subscriptions	2.7	11.34	12.29	14.27	29.09	31.81
Dedicated Mobile Data Subscriptions		7.06	8.07	9.68	19.96	22.19
Total Mobile Broadband Subscriptions	2.7	4.28	4.22	4.59	9.13	9.62



Standard Mobile Subscriptions (Light Blue) Dedicated Mobile Data Subscriptions (Dark Blue)
 Mobile BB Telednsity (of populations) % Total Mobile Broadband Subscriptions (Yellow)

Fixed Broadband Market Evolution

Total Fixed Broadband Subscriptions	1.04	1.44	1.74	1.95	2.54	2.92	3.03	3.21
Fixed Wireless Subscriptions	0.01	0.1	0.2	0.3	0.6	0.8	1.2	1.3
ADSL Subscriptions	1	1.30	1.49	1.561	1.87	1.85	1.38	1.44
Leased lines + FTTx	0.032	0.043	0.044	0.044	0.118	0.258	0.428	0.455



Total Fixed Broadband Subscriptions (Light Blue) Leased lines + FTTx (Dark Blue)
 Households Penetration % ADSL Subscriptions (Yellow)
 Fixed Wireless Subscriptions (Dark Blue)

More than 20 Million Internet users in the Kingdom at the end of Q1 2015

The number of Internet users in the Kingdom continue to raise rapidly, reaching about 20.1 million at the end of Q1 2015, with a population penetration of 64.9%. Increased demand for Internet services and broadband was observed due to high use of social

networking applications, video downloading and gaming. Customers are seeking higher speeds and larger packages resulting in heavy data traffic on both mobile and fixed networks. It is expected that the demand for Internet services will continue to

increase significantly over the next few years as a result of the availability of high speed fiber-optic networks (FTTx), increased Internet content, and the continued spread of handheld smart devices and applications.

Total Internet Users

